


The image features several concrete blocks with a highly detailed, interlocking geometric pattern. The pattern consists of thick, raised lines that form a continuous, maze-like structure. The blocks are arranged in a way that shows how they fit together. The lighting is dramatic, with strong highlights on the raised surfaces and deep shadows in the recessed areas, emphasizing the three-dimensional quality of the design. The background is dark, making the light-colored concrete stand out.

Products by
so concrete®

Garden Walls

Product Sheet

Modular retaining wall system with unique aesthetics and flexibility of shapes and finishes. Solutions for public spaces and private gardens. System variability according to customer needs. Made using digital concrete technology.



Basic parameters

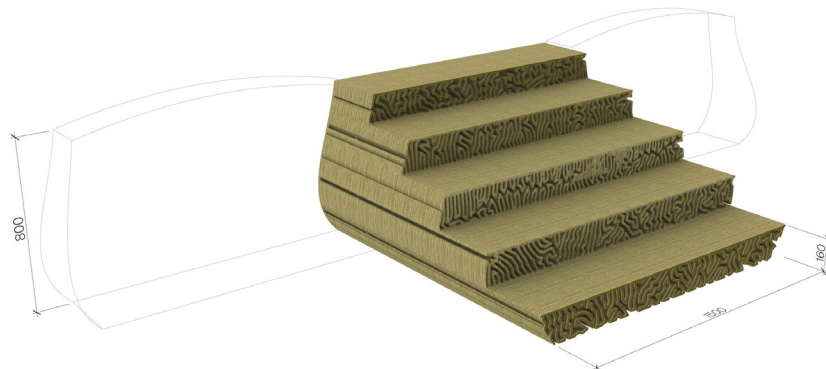

- Standard module dimensions 1500 × 300 × 800 mm
- Weight 150 kg
- UHPC material
- Solid base and supporting part, visible part with the aesthetic structure according to architectural design
- Fixed joints between modules, tongue-and-groove system
- Anchoring of the system to a prepared base
- Installation on a prepared flat concrete base
- Realization within one month of ordering

Basic design options

- Multiple aesthetic solutions for the visible part
- Colors according to So Concrete's RAL color chart

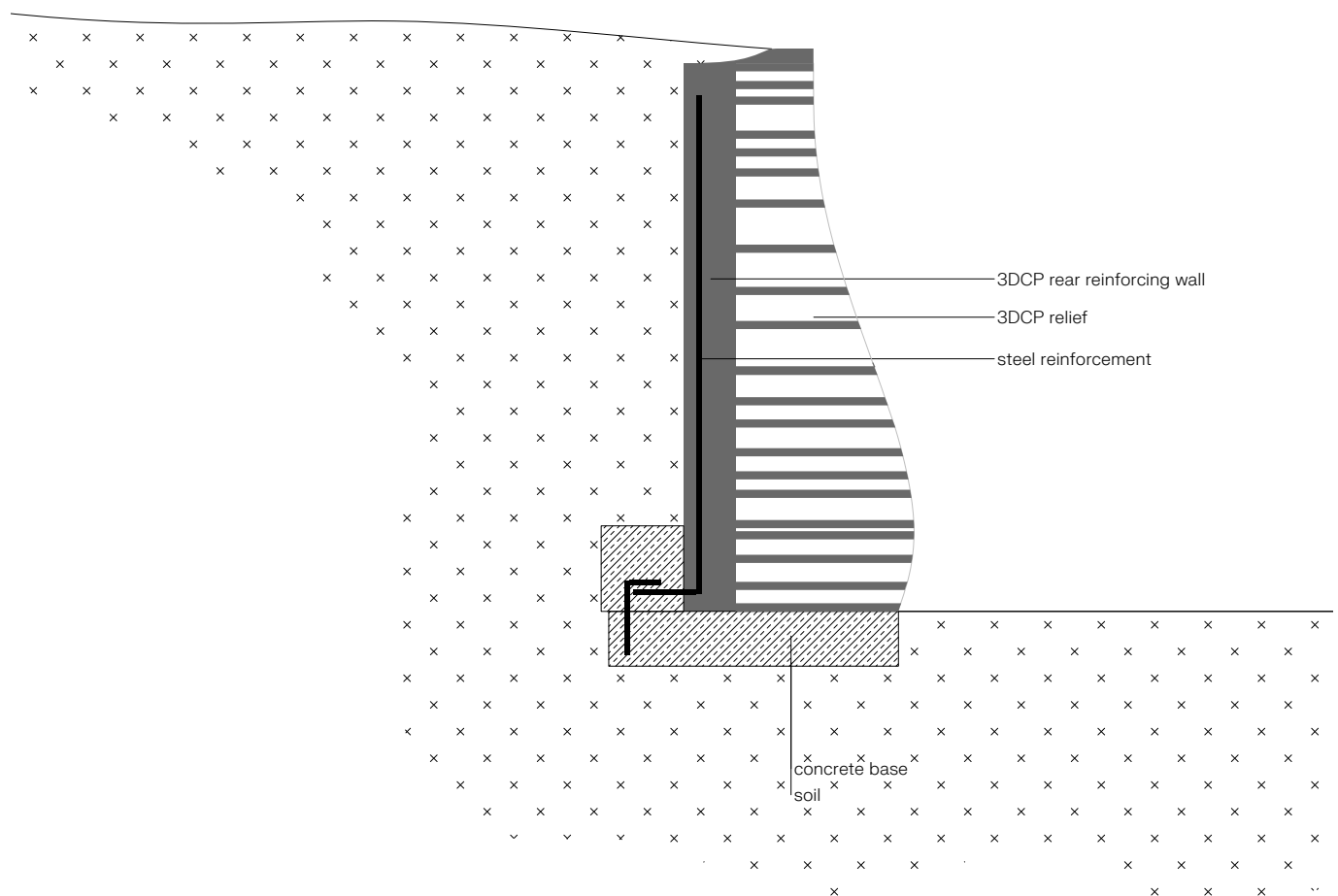
We are also happy to arrange

- Concrete base preparation
- On-site transport and installation
- Custom design solutions, from design to implementation
- Variable wall height and curvature realization



Installation

Module installation example:



Advantages of UHPC material

Strength

UHPC boasts exceptional compressive strength, typically exceeding 150 MPa, providing enhanced structural integrity and resilience.

Durability

Its dense microstructure and low permeability make UHPC highly resistant to weathering, corrosion, and abrasion, ensuring prolonged service life and minimal maintenance requirements.

Versatility

UHPC offers versatility in design and construction due to its superior workability, allowing for thinner and lighter elements, intricate shapes, and reduced material usage while maintaining high performance.



Colors

								
RAL 1000	RAL 1001	RAL 1002	RAL 1011	RAL 1012	RAL 1013	RAL 1014	RAL 1015	RAL 1017
								
RAL 1019	RAL 1020	RAL 1024	RAL 1027	RAL 1032	RAL 1034	RAL 1035	RAL 1036	RAL 2001
								
RAL 2010	RAL 2011	RAL 2012	RAL 2013	RAL 3007	RAL 3009	RAL 3012	RAL 3014	RAL 3015
								
RAL 3016	RAL 3020	RAL 3031	RAL 3032	RAL 3033	RAL 4009	RAL 6003	RAL 6006	RAL 6007
								
RAL 6008	RAL 6009	RAL 6011	RAL 6012	RAL 6013	RAL 6014	RAL 6015	RAL 6020	RAL 6021
								
RAL 6022	RAL 6028	RAL 7000	RAL 7048	RAL 8000	RAL 8001	RAL 8002	RAL 8007	RAL 8008
								
RAL 8019	RAL 8024	RAL 8025	RAL 9001	RAL 9002	RAL 9003	RAL 9006	RAL 9007	RAL 9018
								
RAL 9022	RAL 9023							

Do not hesitate
to contact us for a specific
price quote.



Jana Cepkova
Project Consultant

+420 721 462 398
jana.cepkova@so-concrete.com
www.so-concrete.com

